

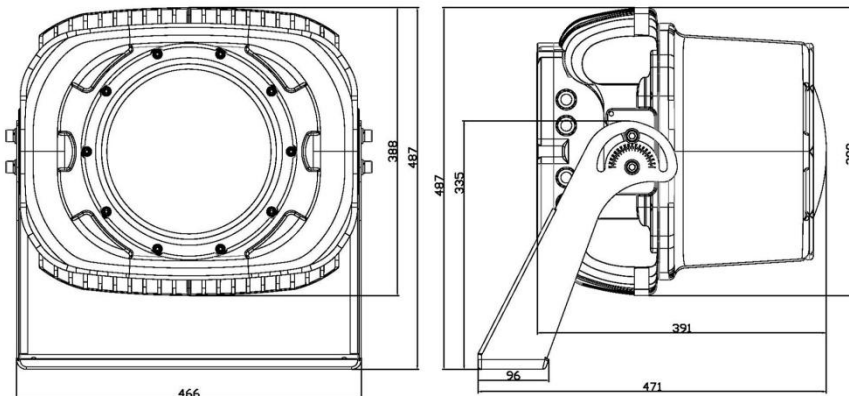


- New powerful LED light released, ultra solution for professional applications
- Updated 400W to 700W compact Genius Model with smaller size and lighter weight
- Flexible and reliable stainless steel mounting system
- Meanwell power supply available inside of the lamp

TYPICAL APPLICATIONS:

Sea Port | Airport | Bridge | Architecture | Industrial Facility | Stadium | High Mast | Plaza | Street

DIMENSION:



FEATURES:

- 5 year warranty
- 80% lumen maintenance over 50,000hours
- 80-600Vac input voltage without additional adapter
- 0-10Vdc & DALI dimming driver available
- Photocell & motion sensor system available
- Built-in surge protection & thermal protection
- Maintenance free
- Mercury free, No UV or IR
- Instant start & flicker free
- High uniformity & color rendering index

STAINLESS STEEL MOUNTING BRACKET:



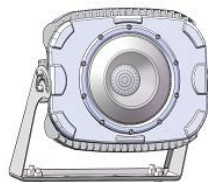
OPTIONAL BEAM ANGLE:



15°



20°



60°

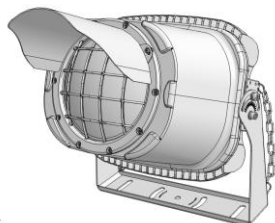


120°



140x60°(PC)

OPTIONAL PROTECTION COVER AND VISOR FOR PROFESSIONAL APPLICATIONS:



SPECIFICATIONS:

Model:	AS-20	AS-30	AS-40	AS-50	AS-60	AS-70	
Power Consumption	LEDs:	180W	270W	360W	450W	540W	630W
	Driver:	20W	30W	40W	50W	60W	70W
	Total:	200W	300W	400W	500W	600W	700W
Initial Lumen Flux:	24,000lm	36,000lm	48,000lm	60,000lm	72,000lm	84,000lm	
Replace HID Lamp:	400-600W	500-800W	800-1000W	1000-1200W	1200-1500W	1500-1800W	
Net Weight:	15kg (33lbs)						
Color Temperature:	2700-6500K						
Color Rendering:	≥ Ra75						
Working Life:	≥ 50000Hrs						
Housing:	Aluminum & Powder coating						
IP Class	IP67						
Power Supply	Zhihai, Meanwell						
Working Temperature	40F~140F						
AC Input	80~315Vac, (347Vac available on request)						
Power Factor:	≥ 0.98						
Warranty:	5 Years						

Model	Luminaire Watts	Lumens Per Watt	Luminaire Lumens	Color Temperature	Voltage	CRI	Beam Angle	Fixture Color	Control Options	Options
AS -	20 = 200W 30 = 300W 40 = 400W 50 = 500W 60 = 600W 70 = 700W	A = 140lm/W	24L = 24,000lm 36L = 36,000lm 48L = 48,000lm 60L = 60,000lm 72L = 72,000lm 84L = 84,000lm	S = 4000K I = 5000K C = 6000K	LV = 120-277V HV = 347-480V	7C = 75 CRI	1D = 15° 2D = 20° 3D = 30° 4D = 40° 6D = 60° 12D = 120° 14D = 140°x60°	C = Custom	DA = Dali Control DS = Daylight Sensor MS = Motion Sensor PL = PLC Control DB = 1-10v Dimming	SF = Slip Fitter Y = Yoke & Chain & Hook V = Visor PG = Protection Grid

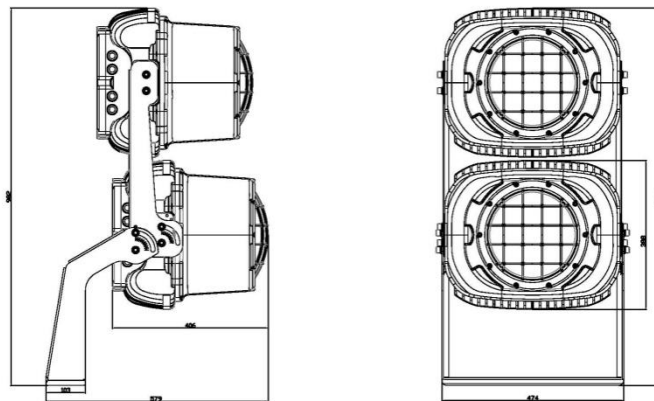


- New powerful LED light released, ultra solution for professional applications
- Updated 800W to 1400W double Genius Model with flexible installation
- Flexible and reliable stainless steel mounting system
- Meanwell power supply available inside of the lamp

TYPICAL APPLICATIONS:

Sea Port | Airport | Bridge | Architecture | Industrial Facility | Stadium | High Mast | Plaza | Street

DIMENSION:



FEATURES:

- 5 year warranty
- 80% lumen maintenance over 50,000hours
- 80-600Vac input voltage without additional adapter
- 0-10Vdc & DALI dimming driver available
- Photocell & motion sensor system available
- Built-in surge protection & thermal protection
- Maintenance free
- Mercury free, No UV or IR
- Instant start & flicker free
- High uniformity & color rendering index

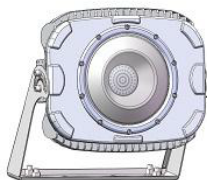
OPTIONAL BEAM ANGLE:




15°




20°



60°




120°



140x60°(PC)

OPTIONAL PROTECTION COVER:



SPECIFICATIONS:

Model:		AS-80	AS-10	AS-12	AS-14
Power Consumption	LEDs:	720W	900W	1080W	1260W
	Driver:	80W	100W	120W	140W
	Total:	800W	1000W	1200W	1400W
Initial Lumen Flux:		96,000lm	120,000lm	144,000lm	168,000lm
Replace HID Lamp:		1400-1600W	1600-2000W	2000-2500W	2500-4000W
Net Weight:		30kg (66lbs)			
Color Temperature:		2700-6500K			
Color Rendering:		≥ Ra75			
Working Life:		≥50000Hrs			
Housing:		Aluminum & Powder coating			
IP Class		IP67			
Power Supply		Zhihai, Meanwell			
Working Temperature		40F~140F			
AC Input		80~315Vac, (347Vac available on request)			
Power Factor:		≥0.98			
Warranty:		5 Years			